



City Research Online

City, University of London Institutional Repository

Citation: Kladakis, G. & Skouralis, A. (2025). Press Freedom and Systemic Risk. Journal of Business Finance & Accounting, 52(3), pp. 1535-1556. doi: 10.1111/jbfa.12855

This is the published version of the paper.

This version of the publication may differ from the final published version.

Permanent repository link: <https://openaccess.city.ac.uk/id/eprint/34780/>

Link to published version: <https://doi.org/10.1111/jbfa.12855>

Copyright: City Research Online aims to make research outputs of City, University of London available to a wider audience. Copyright and Moral Rights remain with the author(s) and/or copyright holders. URLs from City Research Online may be freely distributed and linked to.

Reuse: Copies of full items can be used for personal research or study, educational, or not-for-profit purposes without prior permission or charge. Provided that the authors, title and full bibliographic details are credited, a hyperlink and/or URL is given for the original metadata page and the content is not changed in any way.

ARTICLE OPEN ACCESS

Press Freedom and Systemic Risk

George Kladakis¹  | Alexandros Skouralis² ¹Centre for Responsible Banking & Finance, School of Management, University of St Andrews, St Andrews, UK | ²Bayes Business School, City St George's, University of London, London, UKCorrespondence: George Kladakis (gk80@st-andrews.ac.uk)

Received: 28 March 2024 | Revised: 9 January 2025 | Accepted: 16 January 2025

Keywords: bank stability | media freedom | press freedom | systemic risk

ABSTRACT

This paper investigates the role of press freedom on systemic risk using an international sample of banks. We construct a novel and comprehensive measure of press freedom by integrating data from multiple widely recognized sources: the Reporters Without Borders Press Freedom country ranking, the Freedom of Expression Index, and the Freedom House Index. By combining these three distinct indices, our measure offers a more robust and multi-dimensional assessment of press freedom, capturing a broader spectrum of factors influencing media independence and freedom of expression across countries. Our empirical evidence suggests that press freedom is associated with lower systemic risk in the banking sector. We show that this relationship is mitigated during the upward phase of the economic cycle, and enhanced during banking crises. Our findings hold when addressing potential endogeneity problems and when accounting for additional macroeconomic and firm controls.

JEL Classification: G12, G14, G15, G21

1 | Introduction

Public information plays an important role in the stability of the banking sector. A transparent banking system enables market discipline, but at the same time, public information may lead market participants to overreact to potentially noisy signals, resulting in adverse consequences (Morris and Shin 2002). The press serves as the key agent responsible for conveying information to the public in a truthful and accurate manner, thereby helping to reduce information asymmetries in financial markets (Kim et al. 2014). It is often cited as the public's watchdog, at national, regional, and local levels, preventing misinformation among citizens. However, according to the Reporters Without Borders (henceforth referred to as RSF, from the French "Reporters sans frontières"), currently, only 48 out of 180 countries have a good or satisfactory level of press freedom, suggesting that, in many cases, journalists' work is being compromised. This may be driven by different interested entities such as the local government that may seek to influence political outcomes by controlling the media (Besley and Prat 2006). Considering the important role of the press for

the financial sector, we examine the relationship between press freedom and systemic risk.

Press freedom is at the core of a democratic society. The absence of censorship encourages journalists to investigate and uncover stories on corruption and wrongdoing; therefore, they have a role as information intermediaries and corporate monitors (T. Nguyen 2021). Since the media can alleviate informational frictions, they affect investors' sentiment and perspective influencing securities' financial performance. Bad news or media pessimism can be seen by investors as a proxy for new information and consequently lead to market corrections (Tetlock 2007; Wisniewski and Lambe 2013; Carlini et al. 2020). The impact of media news reporting is significant, even in cases of fake news, while stocks with high media coverage perform worse than those with no coverage (Fang and Peress 2009). The literature also documents that media coverage is associated with positive firm outcomes such as higher productivity (Khalifa, Sheikhabahaei, and Sualihu 2024), greater green innovation (Gao et al., Early View), and better controlled opportunistic earnings management behaviors (Chen et al. 2021).

This is an open access article under the terms of the [Creative Commons Attribution](https://creativecommons.org/licenses/by/4.0/) License, which permits use, distribution and reproduction in any medium, provided the original work is properly cited.

© 2025 The Author(s). *Journal of Business Finance & Accounting* published by John Wiley & Sons Ltd.

However, the role of public information in enhancing market discipline within the banking sector is debated by financial economists. On the one hand, greater transparency can enhance the informativeness and efficiency of the financial markets (e.g., Livingston, Wei, and Zhou 2010; Sato 2014; Blau, Brough, and Griffith 2017; Jia et al. 2023). Moreover, the lack of transparency can increase risk-taking (Fosu et al. 2017; Cao and Juelsrud 2022) and impede lending growth (Zheng 2020). On the other hand, others argue that public information may not always be beneficial for bank stability. By keeping important information private, banks can maintain their charter value and operate more efficiently (Berger et al. 2000; T. V. Dang et al. 2017). Additionally, if outsiders cannot easily observe the condition of the bank, the risk of a run is reduced (Jungherr 2018). Huang and Ratnovski (2011) argue that this is more prevalent with wholesale financiers who may use public signals instead of conducting costly monitoring to withdraw their funding, while Becchetti and Manfredonia (2022) find that negative media attention increases bank loan costs. Our study contributes to this ongoing debate and seeks to enhance our understanding of the role of public information for the banking sector.

In this paper, we examine the relationship between press freedom and systemic risk, as well as the role that economic growth and banking crises play in this relationship. Our study utilizes an international sample of 259 banks from 47 countries during the period of 2006–2022. We construct a novel and comprehensive measure of press freedom by integrating data from multiple widely recognized sources: the Reporters Without Borders Press Freedom country ranking, the Freedom of Expression Index, and the Freedom House Index. Systemic risk is measured using ΔCoVaR and the Marginal Expected Shortfall (MES), which are widely employed metrics in the literature. We find that press freedom and systemic risk exhibit a negative relationship. However, we also document that economic growth and banking crises play an important role in this relationship. We address endogeneity concerns using the two-stage least squares (2SLS) estimator. To instrument press freedom, we use the level of academic freedom as well as the level of democracy in the bank's host country. We expect that both variables are positively correlated with press freedom, which satisfies the relevance criterion, and that they are unrelated to bank systemic risk to satisfy the exclusion restriction.

Our paper makes several unique contributions to the literature. First, we contribute to the limited strand of the literature that examines the importance of press freedom. Only a few studies dedicate attention to this important parameter for society, and even fewer have examined its connection with the financial markets and the banking system. Second, we add empirical evidence to the determinants of systemic risk, contributing not only to the understanding of systemic risk but also to the broader literature on bank stability and risk-taking. This is a traditional strand of the literature that has gained more attention after the shortcomings in the sector during the global financial crisis of 2007–2009. In particular, previous literature has focused on systemic risk determinants such as firm characteristics (Varotto and Zhao 2018; Dungey et al. 2022), asset price bubbles (Brunnermeier, Rother, and Schnabel 2020), market competition (Anginer, Demircuc-Kunt, and Zhu 2014), external factors, such as credit rating downgrades (Kladakis And Skouralis, forthcoming), and the macroeconomic environment (Giglio, Kelly, and Pruitt 2016). Third, we extend our

understanding of the mechanisms of press freedom by incorporating economic growth and banking crises as two key moderating factors. The interplay of economic growth and banking crises with systemic risk is of utmost importance, given that regulators' primary objective in limiting systemic risk is to prevent adverse consequences in the real economy. Finally, we also contribute to the measurement of press freedom. By combining three distinct indices from reliable sources, our new measure offers a more robust and multi-dimensional assessment of press freedom, capturing a broader spectrum of factors influencing media independence and freedom of expression across countries. We believe that a more comprehensive measure is needed to account for the varying methodologies and focus areas of existing indices, which individually may overlook important dimensions of press freedom or provide inconsistent evaluations across countries.

The remainder of the paper is structured as follows: Section 2 discusses the theoretical framework and hypotheses development; Section 3 describes the data, main variables, and empirical framework; Section 4 discusses our baseline empirical results; Section 5 presents our robustness tests; and Section 6 concludes and discusses the policy implications of our study.

2 | Related Literature and Hypotheses Development

2.1 | Press Freedom and Systemic Risk

We posit that the level of press freedom in a country may be negatively associated with bank systemic risk due to a combination of different underlying mechanisms.¹ First, the media impose pressure on firms' managers and board of directors as the literature provides numerous examples of how the press affects corporate governance. For instance, Dyck, Morse, and Zingales (2010) study all reported fraud cases in the United States in the period of 1996–2004, and they argue that media pressure can be one of the most effective mechanisms for detecting corporate fraud. At the same time, Miller (2006) finds that the media act as a “watchdog” for accounting fraud by rebroadcasting information from other analysts and auditors.

Journalists often focus on cases of corporate wrongdoing because a big story can boost their career development and reputation (You, Zhang, and Zhang 2018). These stories usually focus on excess compensation (Core, Guay, and Larcker 2008; Kuhnen and Niessen 2012) and socially unacceptable actions and policies (Dyck, Volchkova, and Zingales 2008). Media critique on board ineffectiveness forces shareholders to take corrective actions (Joe, Louis, and Robinson 2009) as managers realize that their career development depends on the media coverage that their company receives. Jia et al. (2023) find that borrowers' media coverage affects their lenders' decisions. In line with this, El Ghouli et al. (2019) find that firms engage in more CSR activities if they are based in countries with greater media freedom. Consequently, press freedom can shape firms' corporate governance, which plays an important role in bank risk-taking (Laeven and Levine 2009; Srivastav and Hagendorff 2016).

Second, press freedom can reduce information asymmetries and improve transparency in financial markets (T. L. Dang et al. 2020). In countries with less developed financial systems and

firms characterized by poor corporate governance, managers may hoard information within the firm and control the flow of information to the public. Therefore, the lack of transparency can result in higher stock price synchronicity by shifting firm-specific risk to managers (Jin and Myers 2006). Kim, Li, and Zhang (2011) find that managers hide bad news and benefit financially by using tax shelters to increase earnings at the expense of shareholders, potentially leading to a higher probability of a stock price crash. In addition, opaque firms with no media coverage and a high degree of synchronicity are more likely to experience distress (Hutton, Marcus, and Tehranian 2009),² while banks with negative media attention experience lower stock returns (Wisniewski and Lambe 2013; Carlini et al. 2020). Kim et al. (2014) use press freedom as a measure of transparency and find that it is associated with more informative stock prices and lower price synchronicity. More recently, Berlinger et al. (2022) show that press freedom has a positive association with the frequency and severity of observed corporate operational losses and that in countries with controlled media hidden operational risks are significantly higher. Therefore, close monitoring of banks by the media can potentially mitigate managerial bad-news hoarding, reduce both stock price synchronicity, and crash risk (An and Zhang 2013) and thus limit banks' systemic risk.

Third, press freedom can reveal fundamental cultural differences across countries. More specifically, press freedom is negatively correlated with country-level corruption, as an independent press may serve as an important safeguard against fraud and illegal activities (Brunetti and Weder 2003). Eun, Wang, and Xiao (2015) find that culture plays a significant role in trading activities and information sharing, directly affecting financial markets' performance.³ The negative effects of corruption on banks are well-documented in the literature. Various studies find that corruption can contribute to higher lending rates (Pagano 2008), increase the share of bad loans (Park 2012) and impede overall bank stability (Asteriou, Pilbeam, and Tomuleasa 2021). De Jonghe, Diepstraten, and Schepens (2015) show that the benefits of non-interest income for systemic risk disappear in countries with high levels of corruption. Poor levels of press freedom can contribute to a corrupt environment for banks, harm bank stability, and increase systemic risk.

Due to the aforementioned mechanisms related to corporate governance, information asymmetries, and corruption, we anticipate a negative relationship between press freedom and systemic risk and formulate our Hypothesis 1 as follows:

H 1. *Press freedom is negatively associated with bank systemic risk.*

2.2 | The Moderating Role of Economic Growth and Banking Crises

The study of systemic risk is at the center of policymakers' attention because exposure to systemic risk can lead to real macroeconomic declines and crises (De Bandt and Hartmann 2002; Kambhu, Schuermann, and Stiroh 2007; Allen, Bali, and Tang 2012; Giglio, Kelly, and Pruitt 2016). Especially when a large number of banks are distressed and begin reducing the provision of credit, the adverse consequences to the real economy are almost inevitable. Yet, when the economy is expanding, real

economic growth can contribute to the build-up of systemic risk. Economic expansion is usually associated with strong credit increases, substantial consumption growth, increased market participation, and higher capital accumulation as well as employment growth. Systemic risk can silently grow during an expansionary period but only materialize during a subsequent downturn (Borio and Lowe 2002). At the same time, significant increases in systemic risk have been documented during periods of crisis. Fire sales, contagion of risk, heightened correlations, liquidity constraints, and interconnectedness are some of the factors that contribute to increased uncertainty and explosive growth of systemic risk during crises. But in which of the two periods press freedom can be more effective in controlling systemic risk?

On the one hand, during economic growth, press freedom may be more useful in mitigating systemic risk. As the economy grows, free media can support the transparent flow of information and assist the public in making prudent financial decisions. Vigilant and independent media can highlight potential pitfalls, dubious financial practices, or signs of an overheating economy, enabling the public to exercise caution in their financial endeavors. As banks significantly expand their provision of credit, a well-informed public can make good investment and spending decisions that will limit the build-up of systemic risk. As a result, we can argue that during economic growth, press freedom can support the population in making prudent financial decisions⁴ thereby limiting bank systemic risk. Following the same reasoning, during periods of banking crises, press freedom is less useful in controlling bank systemic risk.

H 2a. *Economic growth enhances the negative relationship between press freedom and systemic risk.*

H 3a. *The negative relationship between press freedom and systemic risk is weaker during banking crises.*

On the other hand, as the economy grows, press freedom may also be less powerful in reducing systemic risk, compared to periods of economic contraction or crises. During economic downturns, the intricacies of financial markets often become more pronounced, leading to heightened uncertainty and a surge in information asymmetries. This phenomenon is extensively documented in the literature (e.g., Yuan 2005; Mishkin 2009; Cerutti et al. 2015). In times of crisis, the financial landscape becomes more complex and volatile, making it challenging for market participants to accurately gauge risks and make informed decisions. This heightened uncertainty can contribute to a lack of transparency and increased information asymmetries, where certain market players possess more information than others. In such a challenging environment, press freedom assumes heightened significance as it can act as a crucial mechanism for mitigating information asymmetries. Additionally, press freedom serves as a check on potentially misleading or manipulative practices that might exacerbate the challenges during economic crises. Investigative journalism and critical analysis become essential tools in uncovering hidden risks, fraudulent activities, or malpractices within the financial system. Successively, by acting as a disseminator of reliable information, the press can help alleviate the heightened uncertainty prevailing in financial markets during crises. This, in turn, empowers investors, busi-

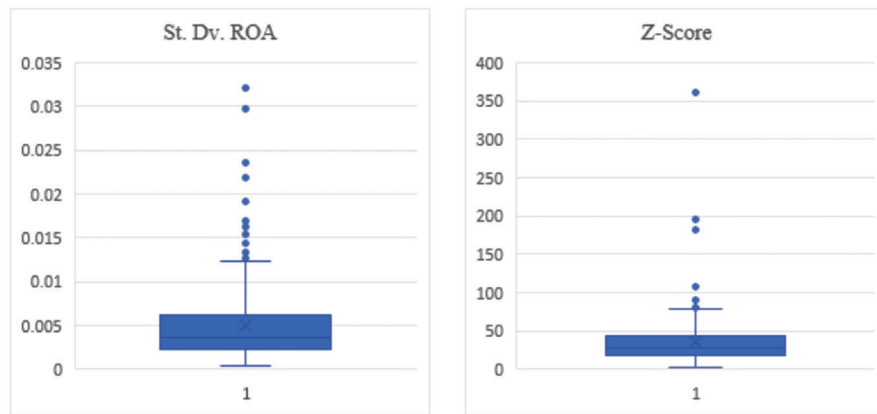


FIGURE 1 | Level of risk-taking. The figure displays the level of risk-taking of banks in the sample using boxplots. The left panel presents the standard deviation of the return on assets, while the right panel shows the Z-Score. The Z-Score is calculated as the sum of the equity ratio and the return on assets, divided by the standard deviation of the return on assets.

nesses, and the general public to make more informed decisions, thereby reducing the severity of systemic risks that may arise from uninformed or panic-driven actions.

H 2b. *Economic growth limits the relationship between press freedom and systemic risk.*

H 3b. *The negative relationship between press freedom and systemic risk is stronger during banking crises.*

3 | Data, Main Variables, and Empirical Framework

3.1 | Data

We obtain data from a variety of sources to test our hypotheses using an international sample. First, we employ annual bank-level data from the S&P Capital IQ Pro database. We select all companies classified as banks by the database and with available observations for the variables used in our regressions. Second, we obtain the press freedom country ranking by RSF, the Freedom of Expression Index by V-Dem, the Freedom House index by Freedom House and the killings of journalists from the Committee to Protect Journalists (CPJ). Third, we collect market data for the estimation of systemic risk by Thomson Reuters EIKON Datastream. Fourth, we use the industrial production data by the OECD and all remaining macroeconomic variables by the World Bank. The resulting common sample used in our analysis consists of 259 banks from 47 countries in the period of 2006–2022.⁵ To show the level of risk-taking of banks in our sample, Figure 1 illustrates the distribution of ROA volatility and Z-Score for the banks in our sample. The boxplots suggest relatively low levels of risk-taking on average.

3.2 | Main Variables

3.2.1 | Press Freedom

We use principal components analysis (PCA) to construct a comprehensive measure of press freedom. We employ three key

factors that can reflect the level that media can disseminate news in the general public independently from any political or legal interference. First, we use the change in the country ranking provided by RSF to measure the level of press freedom. RSF calculates and publishes the World Press Freedom Index (WPFI) aiming to provide a comparable estimate of the level of press freedom across the globe. Each country's score is a combination of five contextual indicators (subsidiary scores) that measure press freedom in terms of political and economic context, legal framework, culture, and safety. After the calculation of the score, countries are ranked based on their WPFI.⁶ Second, we use the change in the Freedom of Expression Index by V-Dem. This variable reflects the degree to which individuals can engage in discussions about political issues both within their households and in the public domain. It also encompasses the liberty of the press and media to freely present diverse political viewpoints, along with the freedom of expression in academic and cultural contexts. Finally, we use the Freedom House index.⁷ Freedom House assesses the level of political rights and civil liberties available to individuals in 210 countries and territories through its annual Freedom in the World report. The index measures a variety of personal freedoms, including the right to vote, freedom of expression, and legal equality, all of which can be influenced by both governmental and non-governmental actors. We use the first principal component of these three variables as our measure of press freedom. In Section 5, we present our results using these variables individually.

In addition to the three indices that we incorporate in the PCA, we also use the number of killings of journalists in a given year in a more limited sample. The number of killings of journalists serves as a tragic but telling metric for assessing the state of press freedom. It underscores the importance of creating an environment where journalists can work without fear for their safety, ensuring a vibrant and uninhibited flow of information to the public.

RSF classifies countries into five different groups according to their results. Based on the 2022 data, in 31 countries the WPFI is low, indicating that the country has a “very serious” freedom deficit. In total, 59 countries belong to the “problematic” category followed by 44 countries that belong in the “difficult”

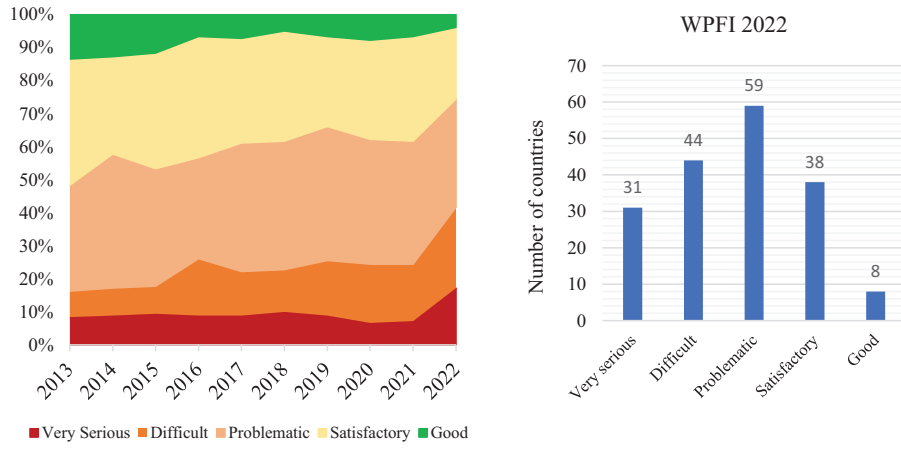


FIGURE 2 | World Press Freedom Index. The figure displays the percentage of countries per Press Freedom classification. The data are provided on an annual basis by Reporters Without Borders (RSF). The index takes values between zero and 100. Countries are classified as “Good” (score equal or above 85), “Satisfactory” (score 71–85), “Problematic” (score 56–70), “Difficult” (score 41–55), and “Very Serious” (score equal or below 40).

classification. From the 180 countries in the 2022 sample, 22% of them have a satisfactory level of press freedom, and only 4% (8 countries) are identified as having a good level of press freedom.

Figure 2 displays on the right-hand side the number of countries per classification for 2022. On the left-hand side, the chart shows the percentage of companies in each classification over the last 10 years. The data suggest that press freedom has deteriorated over the last few years. In 2013 and 2014, 13% of the countries belonged in the upper classification with a “good” degree of press freedom. However, the percentage dropped to 7% for the period 2016–2021 and to 4% in 2022. The group of countries with “satisfactory” media freedom exhibit a similar pattern with its percentage decreasing from 38% in 2013 to 22% in the latest survey. On the other hand, the number of countries in the two classifications with the lower scores increased dramatically from 8% 10 years ago to 24% classified as “difficult” and 17% as “very serious.” Overall, the data indicate the deterioration of press freedom at a global level.

3.2.2 | Measuring Systemic Risk

To quantify systemic risk, we employ two widely used metrics, namely, *CoVaR* and *MES*. *CoVaR*, as introduced by Adrian and Brunnermeier (2016), is defined as the value-at-risk (*VaR*) of a firm or an index at a specific probability quantile, conditional on another firm or index being under distress (at its *VaR* threshold). The systemic importance of a firm is measured by the increase in the *CoVaR* of the (domestic) financial market index when the examined firm shifts from its *VaR* to its median value. This difference stands for the additional tail risk for the domestic financial market conditionally that the examined institution is distressed. The *VaR* of the firm *i* and the *CoVaR* of the system (*s*) when a firm (*i*) is under distress are defined as

$$P(R_t^i < VaR^i) = q \quad (1)$$

$$P(R_t^s < CoVaR^{s|i} | R_t^i = VaR^i) = q \quad (2)$$

where R_t is the quarterly average daily returns of the examined firm (*i*) and of the financial system (*s*), as captured by the EIKON Datastream Financials Index. Following Adrian and Brunnermeier (2016), the estimation is based on a set of state variables, which are highly liquid and tractable assets, and capture the time volatility of systemic risk. More specifically, we use the stock market index quarterly average returns and volatility, the 10-year government bond yield and the spread with the 1-year government bond.⁸

First, we obtain the *VaR* as a time-series variable by running the quantile regression model with firm returns as the dependent variable:

$$R_t^i = \alpha_q + \beta_q M_{t-1} + \varepsilon_{q,t} \quad (3)$$

$$VaR_{q,t}^i = \hat{\alpha}_q + \hat{\beta}_q M_{t-1} \quad (4)$$

We then re-run the model with the returns of the market index as the dependent variable and the returns of the examined firm as an explanatory variable.

$$R_t^{system} = \alpha_q^{system|i} + \beta_q^{system|i} M_{t-1} + \gamma_q^{system|i} R_t^i + \varepsilon_{q,t} \quad (5)$$

The *VaR* of the financial system conditional on the examined institution being under distress is obtained by replacing back the coefficient estimates and the previously estimated bank’s *VaR* instead of its returns.

$$CoVaR_{q,t}^{system|i} = \hat{\alpha}_q^{system|i} + \hat{\beta}_q^{system|i} M_{t-1} + \hat{\gamma}_q^{system|i} VaR_t^i \quad (6)$$

Firm’s *i* systemic risk is estimated as

$$\Delta CoVaR_{q,t}^{system|i} = \hat{\gamma}_q^{system|i} (VaR_t^i - VaR_{0.5}^i) \quad (7)$$

In addition, we use the *MES*, which is based on the average daily equity returns of bank *i*, the days that the market is below its 5th percentile as defined by the historical monthly distribution. The measure was introduced by Acharya et al. (2017). The tail event is as defined by the 5th percentile of its historical return distribution. The metric is estimated at an annual frequency with

average daily returns. *MES* captures the marginal contribution of an institution to the expected shortfall of the financial system. The mathematical representation of *MES* is the following:

$$MES = \frac{\Sigma(R^i)}{\text{No of days in the 5th percentile}} \quad (8)$$

3.3 | Empirical Framework

We examine the relationship between press freedom and bank stability, as well as the moderating role of economic growth based on fixed-effects regressions in the following forms:

$$\begin{aligned} \Delta CoVaR_{i,t} = & \alpha_i + \beta_1 PRESS\ FREEDOM_{c,t-1} + \beta_2 VaR_{i,t-1} \\ & + \beta_3 LNTA_{i,t-1} + \beta_4 MB_{i,t-1} + \beta_5 EQTA_{i,t-1} \\ & + \beta_6 LOANS_{i,t-1} + \beta_7 GDP_{c,t-1} \\ & + \beta_8 COVID\ (2020 - 2022)_{t-1} + T_t + \varepsilon_{i,t} \end{aligned} \quad (9)$$

$$\begin{aligned} \Delta CoVaR_{i,t} = & \alpha_i + \beta_1 PRESS\ FREEDOM_{c,t-1} + \beta_2 VaR_{i,t-1} \\ & + \beta_3 LNTA_{i,t-1} + \beta_4 MB_{i,t-1} + \beta_5 EQTA_{i,t-1} \\ & + \beta_6 LOANS_{i,t-1} + \beta_7 GDP_{c,t-1} \\ & + \beta_8 COVID\ (2020 - 2022)_{t-1} \\ & + \beta_9 PRESS\ FREEDOM_{c,t-1} * GDP_{c,t-1} + T_t + \varepsilon_{i,t} \end{aligned} \quad (10)$$

$$\begin{aligned} \Delta CoVaR_{i,t} = & \alpha_i + \beta_1 PRESS\ FREEDOM_{c,t-1} + \beta_2 VaR_{i,t-1} \\ & + \beta_3 LNTA_{i,t-1} + \beta_4 MB_{i,t-1} + \beta_5 EQTA_{i,t-1} \\ & + \beta_6 LOANS_{i,t-1} + \beta_7 CRISIS_{c,t-1} \\ & + \beta_8 COVID\ (2020 - 2022)_{t-1} \\ & + \beta_9 PRESS\ FREEDOM_{c,t-1} * CRISIS_{c,t-1} + T_t + \varepsilon_{i,t} \end{aligned} \quad (11)$$

where i , c , and t denote the bank, country and year, respectively, α_i is the bank fixed-effect, T_t is the year fixed-effect, and $\varepsilon_{i,t}$ is the error term, assuming it is normally distributed with mean 0 and variance σ^2 . We include bank fixed-effects to control for the unobservable individuality of banks and to minimize correlations among error terms.⁹ We also include year dummies to control for serial correlation and alleviate bias from unobservables that change from year to year but are constant across banks. To control for heteroskedasticity, we employ robust standard errors clustered at the bank level. Finally, we use all independent variables in their 1 year lagged values to mitigate endogeneity concerns.

$\Delta CoVaR$ is our main measure of systemic risk as described in Section 3.2.2, while *PRESS FREEDOM* is our main measure of press freedom as described in Section 3.2.1. We use several control variables that are commonly employed in the literature that examines the determinants of systemic risk (e.g., Anginer, Demircuc-Kunt, and Zhu 2014; Brunnermeier, Rother, and Schnabel 2020; Davydov, Vähämaa, and Yasar 2021; Kladakis And

Skouralis, forthcoming). *VaR* stands for value at risk. *LNTA* is the natural logarithm of the bank's total assets. *MB* is the market-to-book ratio. *EQTA* is the ratio of total equity to total assets. *LOANS* is the ratio of total loans to total assets. *GDP* is the bank's host country's annual GDP growth.¹⁰ *COVID (2020–2022)* is a dummy variable that equals 1 for the years 2020, 2021, and 2022. Tables 1, 2, and 3 present the definitions, descriptive statistics, and correlation matrix, respectively, for all variables used in our regressions. We do not observe any high levels of correlation among our variables that would indicate multicollinearity problems. Only *(NON-)CORRUPTION* is highly correlated with *PRESS FREEDOM*, *ARTICLES*, and *DEMOCRACY*, and we carefully use it as an additional control variable in Section 5. Nevertheless, our results hold with and without this variable.

Table 4 lists all countries with banks in our sample, ranked by *PRESS FREEDOM*. The table also shows the regime and economic outlook of the countries. We observe that countries with higher levels of press freedom have developed economies and mostly full democracies, while countries with lower levels of press freedom tend to have emerging economies and authoritarian regimes.

4 | Main Empirical Results

Table 5 presents our baseline regressions that test our hypotheses H1, H2, and H3. We initially present the baseline regressions without control variables and gradually introduce our bank- and country-level variables in the estimations. In the last two columns, we introduce the interaction terms of *PRESS FREEDOM* with *GDP* and *CRISIS*. The results generally confirm our expectations. The coefficient of *PRESS FREEDOM* is negative and highly statistically significant in all regressions. The relationship is also economically significant as a one standard deviation increase in our press freedom measure is associated with a decrease of up to 2 percentage points in bank systemic risk. Moreover, the coefficient of the interaction term with *GDP* is positive and highly significant, while the coefficient of the interaction term with *CRISIS* is negative and highly significant.

Our results reveal that banks have a lower contribution to systemic risk in countries with greater press freedom, in line with our Hypothesis H1. This finding can be attributed to three different mechanisms. First, bank managers perform under tighter market scrutiny and discipline when the press is independent. Second, a free and independent press communicates all information to market participants quicker and thus reduces information asymmetries, enabling bank stability through a more efficient financial system. Finally, a country with higher press freedom is more likely to have a corporate and political culture free from corruption and other unfavorable social phenomena that can prevent the stability of the banking sector.

At the same time, we find that economic growth and banking crises play an important role in the relationship between press freedom and systemic risk. The results suggest that during economic growth, press freedom is not as useful for the banking sector which confirms our Hypothesis H2b. Moreover, consistent with our Hypothesis H3b, press freedom appears to be more

TABLE 1 | Variable description.

Variable	Definition	Source
<i>PRESS FREEDOM</i>	The first principal component of the change in the bank's host country's RSF ranking, the change in the freedom of expression index and the Freedom House index	Authors' calculation using below sources
Δ RSF	The change in the bank's host country's RSF ranking	Reporters Without Borders (RSF)
Δ FEI	The change in the bank's host country's freedom of expression index	V-Dem
<i>FREEDOM HOUSE</i>	The bank's host country's freedom house index	Freedom House
<i>KILLINGS_INV</i>	The inverse of the number of killings of journalists in the bank's host country	Committee to Protect Journalists (CPJ)
Δ CoVaR	The difference between the Conditional VaR of the financial system when a firm is under distress (5th percentile) and during normal times (50th percentile)	Thomson Reuters EIKON Datastream
<i>MES</i>	The mean of the daily returns of the examined banking institution, when the financial sector index is equal or below its VaR, as defined by its historical distribution	Thomson Reuters EIKON Datastream
<i>VaR</i>	Value-at-risk (VaR) is defined as the left tail (5th percentile) of the historical daily returns	Thomson Reuters EIKON Datastream
<i>LNTA</i>	The natural logarithm of total assets	S&P Capital IQ Pro
<i>MB</i>	Market-to-book ratio	S&P Capital IQ Pro
<i>EQTA</i>	Total equity/total assets	S&P Capital IQ Pro
<i>NONINT</i>	Non-interest income/total revenue	S&P Capital IQ Pro
<i>LOANS</i>	Total loans/total assets	S&P Capital IQ Pro
<i>ROA</i>	Return on assets. Total income/average total assets	S&P Capital IQ Pro
<i>COST-TO-INCOME</i>	Operating costs/operating income	S&P Capital IQ Pro
<i>COVID (2020–2022)</i>	Equals 1 if the year is 2020, 2021, or 2022 and 0 otherwise	Authors' Calculation
<i>GDP</i>	Gross domestic product annual growth of the bank's host country	World Bank
<i>GDP VARIANCE</i>	The variance of the bank's host country's GDP growth in the previous 5 years	Authors' Calculation
<i>INDPROD</i>	Industrial production annual growth of the bank's host country	OECD
<i>CRISIS</i>	Equals 1 if the bank's host country has experienced a banking crisis in the given year	Harvard Business School
<i>INFLATION</i>	The annual inflation rate of the bank's host country	World Bank
<i>UNEMP</i>	The total unemployment rate of the bank's host country	World Bank
<i>(NON-)CORRUPTION</i>	The Control of Corruption index by Worldwide Governance Indicators (WGI)	World Bank
<i>ARTICLES</i>	The natural logarithm of the number of scientific and technical journal articles published in the bank's host country. For 2021 and 2022, the data have been extrapolated using the average annual articles growth of each country	World Bank
<i>DEMOCRACY</i>	The bank's host country's democracy index	V-Dem

TABLE 2 | Descriptive statistics.

	OBS.	Mean	Median	St. dv.	5th perc.	95th perc.
ΔCoVaR	3381	1.147	1.038	0.772	0.170	2.361
<i>MES</i>	3381	6.372	5.127	5.546	0.094	17.353
<i>VaR</i>	3381	1.811	1.605	1.192	0.374	3.806
<i>PRESS FREEDOM</i>	3381	−0.207	−0.043	1.171	−1.860	1.143
ΔRSF	3381	0.233	0.000	9.868	−14.000	13.000
ΔFEI	3381	−0.006	0.000	0.032	−0.049	0.022
<i>FREEDOM HOUSE</i>	3381	70.529	86.000	29.397	12.000	97.000
<i>KILLINGS_INV</i>	823	−0.702	0.000	1.508	−6.000	0.000
<i>GDP</i>	3381	0.027	0.025	0.035	−0.035	0.083
<i>INDPROD</i>	2313	0.011	0.015	0.056	−0.106	0.096
<i>CRISIS</i>	3381	0.118	0.000	0.323	0.000	1.000
<i>LNTA</i>	3374	17.937	17.667	1.692	15.604	21.322
<i>MB</i>	3341	1.258	1.133	0.766	0.363	2.624
<i>EQTA</i>	3373	0.096	0.093	0.033	0.051	0.150
<i>LOANS</i>	3373	0.598	0.618	0.128	0.346	0.774
<i>ROA</i>	3369	0.010	0.010	0.009	0.000	0.022
<i>COST-TO-INCOME</i>	3374	0.548	0.554	0.147	0.326	0.759
<i>NONINT</i>	3374	0.316	0.304	0.140	0.119	0.534
<i>COVID (2020–2022)</i>	3381	0.225	0.000	0.418	0.000	1.000
<i>UNEMP</i>	3193	0.063	0.053	0.040	0.013	0.129
<i>INFLATION</i>	3379	0.032	0.023	0.043	−0.004	0.090
<i>GDP VARIANCE</i>	3381	0.063	0.034	0.097	0.002	0.287
<i>(NON-)CORRUPTION</i>	3381	0.625	0.698	0.896	−0.660	2.050
<i>ARTICLES</i>	3381	10.754	10.909	1.877	7.241	13.041
<i>DEMOCRACY</i>	3381	6.691	7.790	2.085	2.271	9.090

Note: Variable definitions are provided in Table 1.

useful during banking crises when a free press can stand as a reliable disseminator of information and mitigate the heightened uncertainty, thus enabling all market participants in making informative decisions.

The signs of the statistically significant coefficients of our control variables are generally as expected. ΔCoVaR exhibits a strong positive time-series relationship with value-at-risk (VaR) consistent with Adrian and Brunnermeier (2016). This relationship does not imply causation but rather reflects the commonality in their underlying risk concepts and the way they respond to market dynamics, especially during stressed periods. On the other hand, ΔCoVaR is marginally negatively related to bank capital (*EQTA*), suggesting that regulators' efforts to increase capital requirements in recent years are well-placed as more capital helps banks limit their systemic risk. It is also marginally negatively related to bank size (*LNTA*), which may reflect that larger banks diversify their assets more effectively, implement stronger risk management practices, or benefit from economies of scale, which reduce their vulnerability to shocks. ΔCoVaR has a stronger negative relationship with the share of

loans in bank portfolios (*LOANS*) in our sample, which may occur if loans, particularly well-diversified and lower-risk loans, offer more stable and predictable returns, compared to other, riskier assets. A loan-heavy portfolio might also signal more conservative banking practices, reducing the likelihood of sudden losses or liquidity crises that could destabilize the broader financial system. Finally, the coefficient of *COVID (2020–2022)* is positive and highly significant, reflecting the extraordinary challenges faced by the global financial system due to the COVID-19 pandemic and the geopolitical turbulence in this period.

5 | Robustness Tests

5.1 | Alternative Variables

In the first robustness test, we use various alternative measures of systemic risk,¹¹ press freedom, and economic growth. Our main alternative measure of systemic risk is the *MES* as explained in Section 3.2.2. We also present the results using VaR as the dependent variable that captures banks' idiosyncratic risk.

TABLE 3 | Correlation matrix.

Part 1							
Variables	(1)	(2)	(3)	(4)	(5)	(6)	(7)
(1) $\Delta CoVaR$	1.000						
(2) MES	0.363*** (0.000)	1.000					
(3) VaR	0.800*** (0.000)	0.337*** (0.000)	1.000				
(4) $PRESS\ FREEDOM$	0.046*** (0.002)	0.076*** (0.000)	0.048*** (0.001)	1.000			
(5) ΔRSF	-0.007 (0.618)	0.000 (0.991)	0.016 (0.275)	0.682*** (0.000)	1.000		
(6) ΔFEI	-0.036** (0.013)	-0.006 (0.697)	-0.063*** (0.000)	0.595*** (0.000)	0.105*** (0.000)	1.000	
(7) $FREEDOM\ HOUSE$	0.123*** (0.000)	0.145*** (0.000)	0.128*** (0.000)	0.611*** (0.000)	0.111*** (0.000)	0.069*** (0.000)	1.000
(8) $KILLINGS_INV$	-0.052 (0.119)	0.133*** (0.000)	-0.046 (0.165)	0.206*** (0.000)	0.174*** (0.000)	0.101*** (0.000)	0.217*** (0.000)
(9) GDP	-0.143*** (0.000)	-0.295*** (0.000)	-0.141*** (0.000)	-0.185*** (0.000)	-0.058*** (0.000)	0.025*** (0.000)	-0.321*** (0.000)
(10) $INDPROD$	-0.043** (0.018)	-0.320*** (0.000)	-0.011 (0.563)	-0.049*** (0.000)	0.016*** (0.000)	0.001 (0.773)	-0.147*** (0.000)
(11) $CRISIS$	0.034** (0.017)	0.270*** (0.000)	0.107*** (0.000)	0.119*** (0.000)	0.037*** (0.000)	0.034*** (0.000)	0.156*** (0.000)
(12) $LNTA$	0.217*** (0.000)	0.147*** (0.000)	0.111*** (0.000)	-0.128*** (0.000)	-0.106*** (0.000)	-0.028*** (0.000)	-0.104*** (0.000)
(13) MB	-0.101*** (0.000)	-0.146*** (0.000)	-0.195*** (0.000)	-0.050*** (0.000)	-0.020*** (0.003)	-0.012* (0.075)	-0.074*** (0.000)
(14) $EQTA$	-0.092*** (0.000)	-0.108*** (0.000)	-0.022 (0.152)	-0.070*** (0.000)	-0.006 (0.119)	-0.012*** (0.003)	-0.118*** (0.000)
(15) $LOANS$	-0.104*** (0.000)	-0.077*** (0.000)	-0.057*** (0.000)	0.194*** (0.000)	0.045*** (0.000)	0.022*** (0.000)	0.302*** (0.000)
(16) ROA	-0.162*** (0.000)	-0.279*** (0.000)	-0.236*** (0.000)	-0.078*** (0.000)	-0.028*** (0.000)	0.012*** (0.003)	-0.133*** (0.000)
(17) $COST-TO-INCOME$	0.045*** (0.003)	0.168*** (0.000)	0.185*** (0.000)	0.167*** (0.000)	0.068*** (0.000)	0.019*** (0.000)	0.231*** (0.000)
(18) $NONINT$	0.011 (0.470)	-0.024 (0.121)	-0.023 (0.128)	-0.044*** (0.000)	-0.053*** (0.000)	0.004 (0.353)	-0.028*** (0.000)
(19) $COVID\ (2020-2022)$	0.136*** (0.000)	0.131*** (0.000)	0.082*** (0.000)	-0.052*** (0.000)	-0.045*** (0.000)	0.015*** (0.000)	-0.065*** (0.000)
(20) $UNEMP$	0.163*** (0.000)	0.240*** (0.000)	0.165*** (0.000)	0.110*** (0.000)	0.082*** (0.000)	0.026*** (0.000)	0.096*** (0.000)
(21) INF	-0.008 (0.591)	0.073*** (0.000)	0.005 (0.721)	-0.182*** (0.000)	-0.057*** (0.000)	-0.019*** (0.000)	-0.270*** (0.000)
(22) $GDP\ VARIANCE$	0.005 (0.727)	-0.027* (0.072)	0.037** (0.012)	-0.055*** (0.000)	-0.011*** (0.001)	-0.021*** (0.000)	-0.075*** (0.000)

(Continues)

TABLE 3 | (Continued)

Part 1							
Variables	(1)	(2)	(3)	(4)	(5)	(6)	(7)
(23) <i>(NON-)CORRUPTION</i>	0.035** (0.017)	0.022 (0.146)	0.020 (0.165)	0.485*** (0.000)	0.083*** (0.000)	0.082*** (0.000)	0.768*** (0.000)
(24) <i>ARTICLES</i>	0.127*** (0.000)	0.101*** (0.000)	0.176*** (0.000)	0.283*** (0.000)	0.152*** (0.000)	−0.007** (0.045)	0.359*** (0.000)
(25) <i>DEMOCRACY</i>	0.134*** (0.000)	0.134*** (0.000)	0.129*** (0.000)	0.599*** (0.000)	0.098*** (0.000)	0.098*** (0.000)	0.965*** (0.000)

Part 2									
	(8)	(9)	(10)	(11)	(12)	(13)	(14)	(15)	(16)
(9) <i>GDP</i>	1.000								
(10) <i>INDPROD</i>	−0.158*** (0.000)	1.000							
(11) <i>CRISIS</i>	−0.082*** (0.000)	0.800*** (0.000)	1.000						
(12) <i>LNTA</i>	0.122*** (0.000)	−0.215*** (0.000)	−0.259*** (0.000)	1.000					
(13) <i>MB</i>	−0.056*** (0.000)	0.058*** (0.000)	0.008* (0.089)	−0.089*** (0.000)	1.000				
(14) <i>EQTA</i>	−0.028*** (0.002)	0.189*** (0.000)	0.144*** (0.000)	−0.096*** (0.000)	0.024*** (0.000)	1.000			
(15) <i>LOANS</i>	−0.031*** (0.000)	0.012*** (0.004)	0.039*** (0.000)	−0.022*** (0.000)	−0.192*** (0.000)	0.054*** (0.000)	1.000		
(16) <i>ROA</i>	−0.081*** (0.000)	−0.050*** (0.000)	−0.074*** (0.000)	0.050*** (0.000)	−0.053*** (0.000)	−0.026*** (0.000)	−0.163*** (0.000)	1.000	
(17) <i>COST-TO-INCOME</i>	−0.047*** (0.000)	0.074*** (0.000)	0.048*** (0.000)	−0.073*** (0.000)	0.043*** (0.000)	0.231*** (0.000)	0.143*** (0.000)	−0.043*** (0.000)	1.000
(18) <i>NONINT</i>	0.060*** (0.000)	−0.115*** (0.000)	−0.066*** (0.000)	0.118*** (0.000)	−0.326*** (0.000)	−0.168*** (0.000)	0.043*** (0.000)	−0.033*** (0.000)	−0.427*** (0.000)
(19) <i>COVID (2020–2022)</i>	0.017** (0.027)	−0.027*** (0.000)	0.010** (0.037)	−0.025*** (0.000)	0.071*** (0.000)	0.045*** (0.000)	0.053*** (0.000)	−0.268*** (0.000)	0.064*** (0.000)
(20) <i>UNEMP</i>	0.122*** (0.000)	−0.104*** (0.000)	−0.025*** (0.000)	−0.190*** (0.000)	0.131*** (0.000)	−0.118*** (0.000)	−0.001 (0.730)	−0.048*** (0.000)	0.034*** (0.000)
(21) <i>INF</i>	0.346*** (0.000)	−0.130*** (0.000)	−0.088*** (0.000)	0.182*** (0.000)	−0.068*** (0.000)	−0.072*** (0.000)	0.032*** (0.000)	−0.057*** (0.000)	−0.029*** (0.000)
(22) <i>GDP VARIANCE</i>	0.025*** (0.000)	0.090*** (0.000)	0.224*** (0.000)	−0.060*** (0.000)	−0.006 (0.146)	0.049*** (0.000)	0.037*** (0.000)	−0.138*** (0.000)	0.067*** (0.000)
(23) <i>(NON-)CORRUPTION</i>	0.284*** (0.000)	0.092*** (0.000)	0.244*** (0.000)	−0.017*** (0.000)	−0.004 (0.298)	−0.006 (0.327)	0.040*** (0.000)	−0.094*** (0.000)	0.025*** (0.000)
(24) <i>ARTICLES</i>	−0.022*** (0.002)	−0.271*** (0.000)	−0.098*** (0.000)	0.104*** (0.000)	−0.015*** (0.000)	−0.085*** (0.000)	−0.119*** (0.000)	0.305*** (0.000)	−0.111*** (0.000)
(25) <i>DEMOCRACY</i>	−0.112*** (0.000)	−0.192*** (0.000)	−0.132*** (0.000)	0.206*** (0.000)	0.028*** (0.000)	−0.090*** (0.000)	−0.108*** (0.000)	0.194*** (0.000)	−0.114*** (0.000)

(Continues)

TABLE 3 | (Continued)

Part 3									
	(17)	(18)	(19)	(20)	(21)	(22)	(23)	(24)	(25)
(17) <i>COST-TO-INCOME</i>	1.000								
(18) <i>NONINT</i>	−0.021*** (0.000)	1.000							
(19) <i>COVID (2020–2022)</i>	−0.062*** (0.000)	0.016*** (0.000)	1.000						
(20) <i>UNEMP</i>	0.056*** (0.000)	0.126*** (0.000)	−0.103*** (0.000)	1.000					
(21) <i>INF</i>	−0.053*** (0.000)	−0.003 (0.527)	0.116*** (0.000)	−0.002 (0.580)	1.000				
(22) <i>GDP VARIANCE</i>	−0.039*** (0.000)	0.038*** (0.000)	0.070*** (0.000)	0.077*** (0.000)	0.068*** (0.000)	1.000			
(23) <i>(NON-)CORRUPTION</i>	0.138*** (0.000)	−0.077*** (0.000)	−0.019*** (0.000)	−0.117*** (0.000)	−0.355*** (0.000)	−0.101*** (0.000)	1.000		
(24) <i>ARTICLES</i>	0.124*** (0.000)	−0.177*** (0.000)	0.072*** (0.000)	−0.129*** (0.000)	−0.210*** (0.000)	−0.111*** (0.000)	0.506*** (0.000)	1.000	
(25) <i>DEMOCRACY</i>	0.200*** (0.000)	−0.036*** (0.000)	−0.034*** (0.000)	0.005 (0.195)	−0.279*** (0.000)	−0.099*** (0.000)	0.798*** (0.000)	0.404*** (0.000)	1.000

Note: *p*-values are reported in parentheses.

***, **, and * denote statistical significance at the 1%, 5%, and 10% levels, respectively.

These results are presented in Table 6. In both cases, the direct relationship with press freedom is negative and highly significant, while the moderating role of GDP growth is also confirmed but only in the regression with VaR as the dependent variable. On the other hand, the coefficient of the interaction term with *CRISIS* is highly significant in both regressions with the alternative dependent variables.

As alternative measures of press freedom, we use the three variables that we employ in our principal component analysis as well as the inverse of the number of killings of journalists in a more limited sample. These results are presented in Table 7 and we observe that our results of the direct relationship between *PRESS FREEDOM* and $\Delta CoVaR$ generally hold as all relevant coefficients are negative and highly significant apart from the coefficient of ΔFEI . At the same time, the coefficients of the interaction term with *CRISIS* are all negative and highly significant. On the contrary, the coefficients of the interaction term with *GDP*, although all positive, are generally statistically insignificant as only the one in Column 2 is significant at the 10% level.

Considering that in most regressions presented in Tables 6 and 7 the results with *GDP* do not hold, we also employ industrial production growth¹² as an alternative to GDP growth to further test this finding in our baseline regressions. We present the results of this test in Table 8 using *PRESS FREEDOM* and its components as the main independent variables. Although these results are

presented for a constrained sample, we observe that our findings hold as the coefficient of the interaction term with *INDPROD* is positive and highly significant in three of the four regressions.

5.2 | Expanded Set of Bank- and Country-Level Control Variables

If there are consistent variations in country-level characteristics, and these variations influence both our measures of press freedom and systemic risk, excluding these country-level variables could lead to potential issues of endogeneity. At the same time, the omitted variables bias can also arise from bank-level variables that may affect bank systemic risk. To alleviate this concern, we expand our baseline regressions by incorporating more bank- and country-level variables. More specifically, we further control for non-interest income (*NONINT*), profitability (*ROA*), operational efficiency (*COST-TO-INCOME*), macroeconomic uncertainty (*GDP VARIANCE*), inflation (*INF*), unemployment (*UNEMP*), and control of corruption (*(NON-)CORRUPTION*). We present these results in Table 9. We observe that *GDP VARIANCE* that was previously found to contribute to systemic risk (Anginer, Demircuc-Kunt, and Zhu 2014) has a negative and significant coefficient. Moreover, *(NON-)CORRUPTION* has a negative and highly significant coefficient. This suggests that as corruption decreases (or control of corruption improves), systemic risk is reduced, highlighting the stabilizing effect of

TABLE 4 | Press freedom, regime, and economic outlook by country.

N.	COUNTRY	PRESS FREEDOM	REGIME	ECONOMIC OUTLOOK	N.	COUNTRY	PRESS FREEDOM	REGIME	ECONOMIC OUTLOOK
1	Canada	0.554	Full democracy	Developed	25	Poland	0.106	Flawed democracy	Emerging
2	Portugal	0.551	Flawed democracy	Developed	26	Peru	0.104	Flawed democracy	Emerging
3	Finland	0.536	Full democracy	Developed	27	South Africa	0.041	Flawed democracy	Emerging
4	Norway	0.536	Full democracy	Developed	28	South Korea	-0.015	Full democracy	Developed
5	Denmark	0.492	Full democracy	Developed	29	Colombia	-0.166	Flawed democracy	Emerging
6	Ireland	0.461	Full democracy	Developed	30	Indonesia	-0.222	Flawed democracy	Emerging
7	USA	0.452	Flawed democracy	Developed	31	Brazil	-0.242	Flawed democracy	Emerging
8	Austria	0.446	Full democracy	Developed	32	Singapore	-0.518	Flawed democracy	Developed
9	Germany	0.439	Full democracy	Developed	33	Malaysia	-0.593	Flawed democracy	Emerging
10	France	0.424	Flawed democracy	Developed	34	Nigeria	-0.599	Hybrid regime	Emerging
11	Chile	0.422	Flawed democracy	Emerging	35	Mexico	-0.735	Hybrid regime	Emerging
12	United Kingdom	0.409	Full democracy	Developed	36	Thailand	-0.795	Flawed democracy	Emerging
13	Belgium	0.399	Flawed democracy	Developed	37	Pakistan	-0.872	Hybrid regime	Emerging
14	The Netherlands	0.395	Full democracy	Developed	38	India	-1.113	Flawed democracy	Emerging
15	Switzerland	0.388	Full democracy	Developed	39	Türkiye	-1.119	Hybrid regime	Emerging
16	Spain	0.368	Flawed democracy	Developed	40	Kuwait	-1.212	Authoritarian	Emerging
17	Japan	0.334	Full democracy	Developed	41	Vietnam	-1.217	Authoritarian	Emerging
18	Australia	0.330	Full democracy	Developed	42	Qatar	-1.230	Authoritarian	Emerging
19	Italy	0.256	Flawed democracy	Developed	43	Bahrain	-1.365	Authoritarian	Emerging
20	Slovakia	0.241	Flawed democracy	Developed	44	United Arab Emirates	-1.417	Authoritarian	Emerging
21	Romania	0.220	Flawed democracy	Emerging	45	Russia	-1.458	Authoritarian	Emerging
22	Czechia	0.132	Flawed democracy	Developed	46	Saudi Arabia	-1.491	Authoritarian	Emerging
23	Greece	0.130	Flawed democracy	Developed	47	China	-1.526	Authoritarian	Emerging
24	Israel	0.112	Flawed democracy	Developed					

Note: The table presents the list of countries with banks used in our sample ranked by their median level of *PRESS FREEDOM*. *PRESS FREEDOM* is the level of press freedom of the bank's host country measured with the first principal component of the change in the country's RSF ranking, the change in the freedom of expression index, and the Freedom House index. Regime refers to the country's political regime provided by V-Dem. The economic outlook is provided by the IMF.

TABLE 5 | Baseline regressions.

	(1) $\Delta CoVaR$	(2) $\Delta CoVaR$	(3) $\Delta CoVaR$	(4) $\Delta CoVaR$	(5) $\Delta CoVaR$
<i>PRESS FREEDOM</i>	−0.017** (0.008)	−0.018** (0.007)	−0.018** (0.007)	−0.034*** (0.011)	−0.013* (0.007)
<i>PRESS FREEDOM*GDP</i>				0.601** (0.296)	
<i>PRESS FREEDOM*CRISIS</i>					−0.196*** (0.054)
<i>VaR</i>		0.260*** (0.018)	0.260*** (0.018)	0.260*** (0.018)	0.262*** (0.018)
<i>LNTA</i>		−0.084* (0.050)	−0.080 (0.049)	−0.085* (0.050)	−0.101* (0.054)
<i>MB</i>		0.006 (0.025)	0.003 (0.026)	0.002 (0.026)	−0.006 (0.025)
<i>EQTA</i>		−1.052 (0.652)	−1.061 (0.649)	−1.156* (0.643)	−1.119* (0.642)
<i>LOANS</i>		−0.473** (0.198)	−0.470** (0.200)	−0.470** (0.201)	−0.533*** (0.204)
<i>GDP</i>			0.269 (0.529)	0.645 (0.609)	
<i>CRISIS</i>					0.053 (0.049)
<i>COVID (2020–2022)</i>			0.424*** (0.110)	0.419*** (0.110)	0.443*** (0.116)
CONSTANT	0.878 (0.100)	2.294 (0.874)	2.227 (0.860)	2.316 (0.868)	2.658 (0.943)
BANK FE	YES	YES	YES	YES	YES
TIME FE	YES	YES	YES	YES	YES
OBS.	3381	3381	3381	3381	3381
N. OF BANKS	259	259	259	259	259
R2 WITHIN	0.082	0.272	0.272	0.273	0.277

Note: The table reports fixed-effects regressions. The dependent variable is $\Delta CoVaR$, which measures banks' contribution to systemic risk. *PRESS FREEDOM* is the level of press freedom of the bank's host country measured with the first principal component of the change in the country's RSF ranking, the change in the freedom of expression index, and the Freedom House index. *VaR* stands for Value at Risk. *LNTA* is the natural logarithm of total assets. *MB* is the market-to-book ratio. *EQTA* is the ratio of total equity to total assets. *LOANS* is the ratio of total loans to total assets. *GDP* is the annual GDP growth of the bank's country. *CRISIS* equals 1 if the bank's host country has experienced a banking crisis in the given year, 0 otherwise. *COVID (2020–2022)* equals 1 if the year is 2020, 2021, or 2022 and 0 otherwise. Robust standard errors clustered at the bank level are reported in parentheses.

***, **, and * denote statistical significance at the 1%, 5%, and 10% levels, respectively.

better governance on the banking sector. Despite the inclusion of these new control variables, our results hold.

5.3 | 2SLS

We also attempt to control for endogeneity by using the instrumental variables 2SLS estimator. The level of systemic risk in a banking sector may eventually influence the extent of press freedom. During times of crisis or heightened risk, there might

be pressures on the media to align with government narratives, avoid reporting that could exacerbate panic, or self-censor to maintain social stability. As a result, governments may impose restrictions on information flow, impacting the ability of the press to operate freely.

Our first instrument is the level of academic freedom in the bank's host country. Declines in press freedom are more common in countries with lower average levels of education (J. Nguyen et al. 2021) since the latter acts as a key predictor of the demand

TABLE 6 | Alternative measures of systemic and idiosyncratic risk.

	(1) <i>MES</i>	(2) <i>MES</i>	(3) <i>MES</i>	(4) <i>VaR</i>	(5) <i>VaR</i>	(6) <i>VaR</i>
<i>PRESS FREEDOM</i>	−0.228*** (0.066)	−0.269*** (0.086)	−0.163*** (0.063)	−0.027** (0.013)	−0.056*** (0.018)	−0.020 (0.013)
<i>PRESS FREEDOM*GDP</i>		1.508 (1.893)			1.061*** (0.395)	
<i>PRESS FREEDOM*CRISIS</i>			−0.990** (0.453)			−0.247*** (0.080)
<i>GDP</i>	−0.139 (3.643)	0.804 (3.873)		0.570 (0.868)	1.234 (0.935)	
<i>CRISIS</i>			3.911*** (0.580)			0.160 (0.104)
CONTROL VARIABLES	YES	YES	YES	YES	YES	YES
BANK FE	YES	YES	YES	YES	YES	YES
TIME FE	YES	YES	YES	YES	YES	YES
OBS.	3381	3381	3381	3381	3381	3381
N. OF BANKS	259	259	259	259	259	259
R2 WITHIN	0.428	0.428	0.456	0.061	0.062	0.064

Note: The table reports fixed-effects regressions. The dependent variables are *MES*, which measures banks' contribution to systemic risk, and *VaR*, which stands for value at risk and measures idiosyncratic risk. *PRESS FREEDOM* is the level of press freedom of the bank's host country measured with the first principal component of the change in the country's RSF ranking, the change in the freedom of expression index, and the Freedom House index. *GDP* is the annual GDP growth of the bank's country. *CRISIS* equals 1 if the bank's host country has experienced a banking crisis in the given year and 0 otherwise. The same control variables as the ones in Table 5 are used in these regressions. Robust standard errors clustered at the bank level are reported in parentheses.

***, **, and * denote statistical significance at the 1%, 5%, and 10% levels, respectively.

for press freedom (Nisbet and Stoycheff 2013). When scholars, educators, and researchers are afforded the liberty to explore diverse perspectives, question prevailing narratives, and engage in rigorous intellectual inquiry without fear of censorship or repercussions, it establishes a precedent for a broader culture of openness. This culture, extending from academic institutions to the media, fosters an environment where journalists feel empowered to critically examine and report on various issues without constraints. The protection of academic freedom, with its emphasis on free expression and the pursuit of knowledge, contributes significantly to the overall health of a democratic society (Cole 2017). This, in turn, fosters a robust and independent press that plays a crucial role in holding power accountable and informing the public. We measure academic freedom using the volume of scientific articles published in the bank's host country (measured by the natural logarithm of the total number of articles) on the basis that academic freedom is the freedom to do academic work. As a result, a higher volume of scientific publications reflects greater academic freedom.

Our second instrument is the level of democracy in the bank's host country. Democratic regimes facilitate press freedom by fostering a system where diverse voices can be heard, promoting transparency and accountability, which are essential pillars for free and vibrant media. On the other hand, in an autocratic system dominated by the supremacy of political authority, which dictates the legal, political, and economic parameters within which journalists function, those in power may exploit their influential

position to manipulate the press, disseminate propaganda, and control information channels. The empirical literature supports democracy as an important determinant of press freedom showing that democracies lead to significantly higher levels of media freedom (Stier 2015) and that democratic regimes are more transparent (Hollyer, Rosendorff, and Vreeland 2011).

The results of the 2SLS regressions are presented in Table 10 and fully confirm our findings. First, the results of the first stage regressions confirm our expectations regarding the contribution of academic freedom and democracy to press freedom as the coefficients of both our instruments are positive and highly significant. Second, the coefficients of *PRESS FREEDOM* and its interaction terms with *GDP* and *CRISIS* maintain the original signs and are also highly significant. In Columns 2, 3, and 4, the *p*-value of the Sargan–Hansen test suggests that we cannot reject the null hypothesis, which increases our confidence that the instruments selected are appropriate.

5.4 | Subsample Analysis

Our sample consists of banks from various countries with a diverse background. Some countries may have a completely different bank regulatory framework compared to the international standards that prevail in the advanced economies. At the same time, different political regimes could play an important role in press freedom too. In this test, we attempt to account for such

TABLE 7 | Alternative measures of press freedom.

	(1)	(2)	(3)	(4)	(5)	(6)	(7)	(8)	(9)	(10)	(11)	(12)
	$\Delta CoVaR$	$\Delta CoVaR$	$\Delta CoVaR$	$\Delta CoVaR$	$\Delta CoVaR$	$\Delta CoVaR$	$\Delta CoVaR$	$\Delta CoVaR$	$\Delta CoVaR$	$\Delta CoVaR$	$\Delta CoVaR$	$\Delta CoVaR$
ΔRSF	-0.002** (0.001)	-0.004** (0.001)	-0.001 (0.001)									
ΔFEI				-0.091 (0.193)	-0.494* (0.269)	-0.042 (0.188)						
<i>FREEDOM HOUSE</i>							-0.010*** (0.003)	-0.010*** (0.003)	-0.010*** (0.003)			
<i>KILLINGS_INV</i>										-0.073*** (0.013)	-0.054 (0.065)	-0.029*** (0.006)
X^*GDP		0.073* (0.039)			14.445 (10.074)			0.001 (0.011)			0.949 (2.145)	
$X^*CRISIS$			-0.012*** (0.005)			-6.347** (3.031)			-0.006*** (0.002)			-0.215*** (0.051)
<i>GDP</i>	0.213 (0.536)	0.367 (0.560)		0.289 (0.533)	0.481 (0.528)		0.169 (0.524)	0.103 (0.696)		4.317*** (1.280)	4.877*** (0.933)	
<i>CRISIS</i>			-0.006 (0.045)			-0.034 (0.046)			0.497*** (0.166)			-0.154*** (0.041)
CONTROL VARIABLES	YES	YES	YES	YES	YES	YES	YES	YES	YES	YES	YES	YES
BANK FE	YES	YES	YES	YES	YES	YES	YES	YES	YES	YES	YES	YES
TIME FE	YES	YES	YES	YES	YES	YES	YES	YES	YES	YES	YES	YES
OBS.	3381	3381	3381	3381	3381	3381	3381	3381	3381	823	823	823
N. OF BANKS	259	259	259	259	259	259	259	259	259	53	53	53
R2 WITHIN	0.272	0.273	0.275	0.271	0.272	0.272	0.275	0.275	0.277	0.417	0.369	0.342

Note: The table reports fixed-effects regressions. The dependent variable is $\Delta CoVaR$, which measures banks' contribution to systemic risk. ΔRSF is the change in the country's RSF ranking. ΔFEI is the change in the freedom of expression index. *FREEDOM HOUSE* is the Freedom House index. *KILLINGS_INV* is the inverse of the number of killings of journalists. X denotes the respective measure of press freedom used in each model. *GDP* is the annual GDP growth of the bank's country. *CRISIS* equals 1 if the bank's host country has experienced a banking crisis in the given year and 0 otherwise. The same control variables as the ones in Table 5 are used in these regressions. Robust standard errors clustered at the bank level are reported in parentheses.

***, **, and * denote statistical significance at the 1%, 5%, and 10% levels, respectively.

TABLE 8 | Using industrial production growth.

	(1) ΔCoVaR	(2) ΔCoVaR	(3) ΔCoVaR	(4) ΔCoVaR
<i>PRESS FREEDOM</i>	−0.033** (0.013)			
ΔRSF		−0.003** (0.001)		
ΔFEI			−0.547* (0.313)	
<i>FREEDOM HOUSE</i>				−0.012** (0.005)
$X^*\text{INDPROD}$	0.831*** (0.213)	0.091*** (0.030)	21.396*** (6.375)	0.020 (0.015)
<i>INDPROD</i>	−0.469 (0.404)	−0.551 (0.388)	−0.297 (0.423)	−2.163* (1.297)
CONTROL VARIABLES	YES	YES	YES	YES
BANK FE	YES	YES	YES	YES
TIME FE	YES	YES	YES	YES
OBS.	2315	2315	2315	2315
N. OF BANKS	173	173	173	173
R2 WITHIN	0.313	0.313	0.309	0.311

Note: The table reports fixed-effects regressions. The dependent variable is ΔCoVaR , which measures banks' contribution to systemic risk. *PRESS FREEDOM* is the level of press freedom of the bank's host country measured with the first principal component of the change in the country's RSF ranking, the change in the freedom of expression index, and the Freedom House index. ΔRSF is the change in the country's RSF ranking. ΔFEI is the change in the freedom of expression index. *FREEDOM HOUSE* is the Freedom House index. *KILLINGS_INV* is the inverse of the number of killings of journalists. X denotes the respective measure of press freedom used in each model. *INDPROD* is the annual industrial production growth of the bank's host country. The same control variables as the ones in Table 5 are used in these regressions. Robust standard errors clustered at the bank level are reported in parentheses.

***, **, and * denote statistical significance at the 1%, 5%, and 10% levels, respectively.

discrepancies by conducting subsample analysis, and the results are presented in Table 11. First, we exclude the banks that do not operate in countries that are member states of the BCBS. Although the BCBS standards can vary in their application across legislations, they aim to create a level playing field in the international banking sector with a homogeneous set of rules for banks. Our results hold for banks in countries that are BCBS member-states. Second, we split the sample based on the type of regime that holds in the bank's host country, that is, Democratic (including fully democratic, flawed democratic and hybrid regimes) and Authoritarian.¹³ We observe that the direct relationship holds in both samples, and it is stronger in authoritarian regimes. The coefficients of the interaction terms have the expected signs in the democratic regimes sample, although only the coefficient of the interaction term with *CRISIS* is highly significant. The coefficients of the interaction terms have the opposite signs in the authoritarian regimes sample, and the coefficient of the interaction term with *GDP* is also slightly significant at the 10% level. We contend that this discrepancy is a result of the adeptness shown by authoritarian regimes in shielding their banking systems from external risks, consequently diminishing interconnectedness. In such a context, the impact of press freedom on mitigating systemic risk during times of crisis or lower economic growth appears limited.

5.5 | Necessary Condition Analysis (NCA)

The NCA is a novel approach in studies where a determinant is deemed necessary but not sufficient for an outcome to happen (Goertz 2017; Dul 2021). In our case, the necessity logic would imply that there is no systemic risk when there is full freedom of the press. We follow the three-step process by Richter and Hauff (2022) to argue why the absence of press freedom (X) is a necessary condition for systemic risk (Y).

1. *Why will Y be absent if X is absent?* If there is an absence of press freedom, it implies limited or no independent scrutiny of financial institutions and government policies. Press freedom serves as a check and balance system by providing information, investigating potential risks, and holding institutions accountable. Without press freedom, there is a higher likelihood of unchecked financial practices, lack of transparency, and inadequate disclosure of risks. This lack of oversight can lead to an environment where systemic risk in the banking sector can go unnoticed and unaddressed until it escalates to a critical level.
2. *Why will X always be present if Y is present?* When systemic stability exists in the banking sector, it often correlates with

TABLE 9 | Expanded set of bank- and country-level control variables.

	(1) ΔCoVaR	(2) ΔCoVaR	(3) ΔCoVaR
<i>PRESS FREEDOM</i>	-0.024*** (0.008)	-0.042*** (0.013)	-0.019** (0.008)
<i>PRESS FREEDOM*GDP</i>		0.694** (0.351)	
<i>PRESS FREEDOM*CRISIS</i>			-0.216*** (0.054)
<i>NONINT</i>	0.044 (0.152)	0.049 (0.153)	0.077 (0.159)
<i>ROA</i>	-0.611 (4.838)	-0.918 (4.904)	-1.049 (5.227)
<i>COST-TO-INCOME</i>	-0.109 (0.208)	-0.105 (0.208)	-0.159 (0.227)
<i>GDP VARIANCE</i>	-0.367* (0.195)	-0.337* (0.193)	-0.383** (0.185)
<i>INFLATION</i>	0.613 (0.768)	0.497 (0.777)	0.382 (0.765)
<i>UNEMPLOYMENT</i>	0.928 (0.755)	0.911 (0.753)	1.214 (0.741)
<i>(NON-)CORRUPTION</i>	-0.206** (0.079)	-0.214*** (0.080)	-0.183** (0.078)
PREVIOUS CONTROL VARIABLES	YES	YES	YES
BANK FE	YES	YES	YES
TIME FE	YES	YES	YES
OBS.	3145	3145	3145
N. OF BANKS	259	259	259
R2 WITHIN	0.282	0.283	0.288

Note: The table reports fixed-effects regressions. The dependent variable is ΔCoVaR , which measures banks' contribution to systemic risk. *PRESS FREEDOM* is the level of press freedom of the bank's host country measured with the first principal component of the change in the country's RSF ranking, the change in the freedom of expression index, and the Freedom House index. *NONINT* is the ratio of non-interest income to total revenue. *COST-TO-INCOME* is the ratio of operating cost to operating income. *ROA* stands for the return on assets. *GDP VARIANCE* is the variance of the bank's host country's GDP growth in the previous five years. *INFLATION* is the annual inflation rate of the bank's host country. *UNEMPLOYMENT* is the total unemployment rate of the bank's host country. *(NON-)CORRUPTION* is the Control of Corruption index by Worldwide Governance Indicators (WGI). *GDP* is the annual GDP growth of the bank's host country. *CRISIS* equals 1 if the bank's host country has experienced a banking crisis in the given year and 0 otherwise. The same control variables as the ones in Table 5 are also used in these regressions. Robust standard errors clustered at the bank level are reported in parentheses.

***, **, and * denote statistical significance at the 1%, 5%, and 10% levels, respectively.

a broader stability in the economic and political landscape. This stability creates an environment where various sectors can thrive, including the media and information industry. In a financially secure and stable setting, there is generally a higher likelihood of press freedom being present. The reason lies in the symbiotic relationship between a stable banking sector and a robust information ecosystem. A financially stable environment fosters the growth of media outlets, investigative journalism, and independent voices, contributing to a society where the absence of undue pressure on the media allows for the free flow of information and scrutiny of institutions, which is essential for press freedom.

3. *Why can other concepts not compensate for the absence of X?* While a country without press freedom may have other advantages, such as economic resources or strategic geographical location, these factors cannot adequately compensate for the absence of press freedom when it comes to mitigating systemic risk. Press freedom plays a unique role in providing unbiased information, fostering transparency, and acting as a watchdog over financial institutions and government policies. Other advantages may attract investment but cannot replace the essential function of the press in ensuring that risks are identified, communicated, and addressed promptly. Therefore, a lack of press freedom creates a critical

TABLE 10 | 2SLS regressions.

	(1) <i>PRESS FREEDOM</i>	(2) $\Delta CoVaR$	(3) $\Delta CoVaR$	(4) $\Delta CoVaR$
<i>PRESS FREEDOM</i>		−0.225** (0.114)	−0.034*** (0.011)	−0.013* (0.007)
<i>PRESS FREEDOM</i> * <i>GDP</i>			0.601** (0.296)	
<i>PRESS FREEDOM</i> * <i>CRISIS</i>				−0.196*** (0.054)
<i>GDP</i>		0.142 (0.559)	0.645 (0.609)	
<i>CRISIS</i>				0.053 (0.049)
<i>ARTICLES</i>	0.298*** (0.088)			
<i>DEMOCRACY</i>	0.162*** (0.053)			
CONTROL VARIABLES	YES	YES	YES	YES
BANK FE	YES	YES	YES	YES
TIME FE	YES	YES	YES	YES
OBS.	3381	3381	3381	3381
N. OF BANKS	259	259	259	259
R2 WITHIN	0.082	0.152	0.273	0.277
SARGAN–HANSEN		0.679	0.987	0.324
IV STAGE	FIRST-STAGE	SECOND-STAGE	SECOND-STAGE	SECOND-STAGE

Note: The table reports fixed-effects 2SLS regressions. The dependent variable in the first stage is *PRESS FREEDOM*, which is the level of press freedom of the bank's host country measured with the first principal component of the change in the country's RSF ranking, the change in the freedom of expression index, and the Freedom House index. The dependent variable in the second stage is $\Delta CoVaR$, which measures banks' contribution to systemic risk. *GDP* is the annual GDP growth of the bank's country. *CRISIS* equals 1 if the bank's host country has experienced a banking crisis in the given year and 0 otherwise. *ARTICLES* and *DEMOCRACY* are used as instruments. *ARTICLES* is the natural logarithm of the number of scientific and technical journal articles published in the bank's host country. *DEMOCRACY* is the democracy index by the Economist Intelligence Unit of the bank's host country. The same control variables as the ones in Table 5 are used in these regressions. Robust standard errors clustered at the bank level are reported in parentheses.

***, **, and * denote statistical significance at the 1%, 5%, and 10% levels, respectively.

gap in the oversight mechanism that other positive attributes cannot fully substitute.

The results presented in Figure 3 support our arguments. We use the lagged values of the inverse¹⁴ of *PRESS FREEDOM* and show the effect on $\Delta CoVaR$ and MES. Using the CE-FDH and CR-FDH ceilings, the effect size on $\Delta CoVaR$ is 0.510 (p -value = 0.000) and 0.625 (p -value = 0.000), respectively. The relevant effect size values for MES are 0.516 (p -value = 0.000) and 0.634 (p -value = 0.000). According to Dul (2016), the effects on $\Delta CoVaR$ and MES can be considered as large suggesting that the absence of press freedom is indeed a necessary condition for Systemic risk.

5.6 | Price Informativeness and Corruption

In our theoretical framework, we argue that press freedom can reduce bank systemic risk by reducing information asymmetries or signaling cultural differences, such as higher levels of

corruption in countries with limited press freedom. While we explore these channels as potential mediating effects, our findings do not provide confirming evidence. First, we do not find a connection between press freedom and price informativeness measured by bid–ask spreads and price synchronicity as Kim et al. (2014) suggest. Second, although we find a negative association between press freedom and corruption, we fail to find a mediating effect of corruption in the relationship between press freedom and systemic risk. As it can be seen in Table 9, the coefficient of press freedom increases rather than decreases when we add corruption as an independent variable. For this reason, we suggest that a combination of these factors may explain the negative relationship between press freedom and systemic risk.

6 | Conclusions and Policy Implications

The press can exert significant market discipline on banks through various channels when unbiased. However, even

TABLE 11 | Subsample analysis.

	(1)	(2)	(3)	(4)	(5)	(6)	(7)	(8)	(9)
	BCBS			Democratic regimes			Authoritarian regimes		
	ΔCoVaR	ΔCoVaR	ΔCoVaR	ΔCoVaR	ΔCoVaR	ΔCoVaR	ΔCoVaR	ΔCoVaR	ΔCoVaR
<i>PRESS FREEDOM</i>	-0.019*	-0.046***	-0.013	-0.019**	-0.033***	-0.012	-0.055***	-0.027	-0.063***
	(0.010)	(0.014)	(0.010)	(0.008)	(0.012)	(0.007)	(0.019)	(0.026)	(0.020)
<i>PRESS FREEDOM*GDP</i>		1.090***			0.532			-0.927*	
		(0.366)			(0.348)			(0.528)	
<i>PRESS FREEDOM*CRISIS</i>			-0.198***			-0.281***			0.169
			(0.057)			(0.064)			(0.122)
<i>GDP</i>	0.529	1.051		-0.080	0.193		-0.361	-1.667	
	(0.741)	(0.891)		(0.701)	(0.754)		(0.713)	(1.091)	
<i>CRISIS</i>			0.045			0.100*			0.330*
			(0.052)			(0.051)			(0.181)
CONTROL VARIABLES	YES	YES	YES	YES	YES	YES	YES	YES	YES
BANK FE	YES	YES	YES	YES	YES	YES	YES	YES	YES
TIME FE	YES	YES	YES	YES	YES	YES	YES	YES	YES
OBS.	2674	2674	2674	2768	2768	2768	613	613	613
N. OF BANKS	202	202	202	209	209	209	50	50	50
R2 WITHIN	0.285	0.288	0.291	0.291	0.292	0.299	0.279	0.282	0.281

Note: The table reports fixed-effects regressions. The dependent variable is ΔCoVaR , which measures banks' contribution to systemic risk. *PRESS FREEDOM* is the level of press freedom of the bank's host country measured with the first principal component of the change in the country's RSF ranking, the change in the freedom of expression index, and the Freedom House index. *GDP* is the annual GDP growth of the bank's country. *CRISIS* equals 1 if the bank's host country has experienced a banking crisis in the given year and 0 otherwise. Columns 1 to 3 include only banks in countries that are member-states of the BCBS. Columns 4 to 6 include only banks in countries with a regime classified as full democratic, flawed democratic, or hybrid, while Columns 7 to 9 include only banks in countries with a regime classified as authoritarian. The same control variables as the ones in Table 5 are used in these regressions. Robust standard errors clustered at the bank level are reported in parentheses.

***, **, and * denote statistical significance at the 1%, 5%, and 10% levels, respectively.

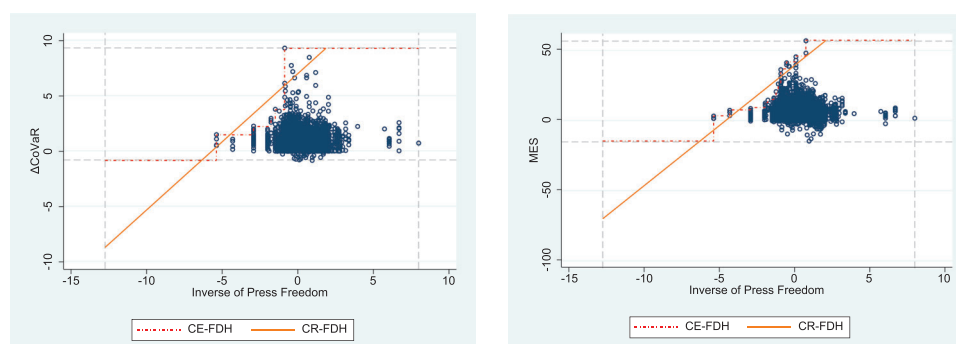


FIGURE 3 | Necessary Condition Analysis (NCA). The figure displays an NCA examining whether the absence of press freedom is a necessary condition for the existence of systemic risk measured by ΔCoVaR (left graph) and the marginal expected shortfall (*MES*) (right graph). We use the lagged values of the inverse of *PRESS FREEDOM*. The CE-FDH and CR-FDH ceilings are presented with the effect size on ΔCoVaR being 0.510 (p -value = 0.000) and 0.625 (p -value = 0.000), respectively, while effect size on *MES* is 0.516 (p -value = 0.000) and 0.634 (p -value = 0.000), respectively.

countries with advanced economies suffer from poor levels of press freedom and whether this affects the stability of the banking sector has been largely neglected by the extant literature. In this paper, we aim to fill this apparent gap by examining the relationship between press freedom and systemic risk, as well as the moderating role of economic growth and banking crises.

Our empirical analysis shows in different ways that press freedom is negatively associated with bank systemic risk. We argue that this finding can be attributed to the market discipline imposed by the press, the reduction of information asymmetries, and cultural characteristics in countries with high press freedom, such as low corruption. Our results also indicate the importance of economic

growth and banking crises in this relationship. More specifically, we show that press freedom is less useful for bank stability during economic growth but more useful during banking crises. During economic downturns or banking crises, information asymmetries increase and the press can prove more effective in disseminating information to market participants who can make informed decisions.

These findings have important policy implications across different areas. First, they highlight that restricting press freedom's ability to report the truth can have wider repercussions that influence the financial sector. The United Nations has recently expressed the need for urgent action to prevent the observed decline in media freedom (Khan 2022), while in the same direction, the UK government established the National Action Plan for the Safety of Journalists in 2021. Our results support the introduction of these policies by showing that a declining press freedom has broader consequences. Second, our findings indicate that policymakers need to look closer into the build-up of systemic risk during periods of economic growth. More importantly, regulators need to encourage greater levels of press freedom in countries that are experiencing economic and financial adversities, as it can potentially help mitigate systemic risk more, compared to periods of economic growth. Third, in the aftermath of the global financial crisis of 2007–2009, a series of tighter capital and liquidity requirements among others have been introduced by international and national regulatory bodies. Our results indicate that policymakers must place particular emphasis to the wider cultural environment that banks operate in to ensure a stable banking system that supports economic growth and social welfare.

Future research may investigate the role of financial literacy in enhancing the impact of press freedom on the financial sector. Limitations in the measurement of financial literacy at the moment prevent this important research, which can be essential for understanding how well-informed citizens can leverage media transparency to improve financial decision-making.

Data Availability Statement

The data that support the findings of this study are available from the corresponding author upon reasonable request.

Endnotes

¹We refrain from formulating testable hypotheses for the channels we identify, as we contend that isolating a single channel's impact may prove challenging. Our perspective leans toward the notion that a composite interplay of these channels could be the driving force behind any discernible negative relationship between press freedom and systemic risk. In Section 5, we mention the empirical testing of possible channels, which yielded no significant results.

²Hutton et al. (2009) argue that firms use earnings management to shelter bad information, creating a less transparent information environment that is associated with greater stock price synchronicity.

³In "tight" cultures, people are expected to comply with social norms and do not have a great deal of freedom in deciding how they want to behave in most situations. In countries characterized as collectivistic, stock

markets exhibit stronger co-movements than individualistic ("loose") countries.

⁴The literature provides evidence that press freedom is positively associated with more politically knowledgeable and active citizens (Leeson 2008) as well as with better informed depositors (Semenova et al. 2024).

⁵The banks in our sample are all listed and mostly privately owned.

⁶In our regression analysis, we use the ranking rather than the WPFI because the scoring method and format has changed over our sample period, while it is also not available for some of the years. The country ranking, however, is consistent and covers the entire period.

⁷We use the level of the Freedom House Index but the change in the RSF ranking and Freedom of Expression Index because the former captures long-term, structural differences in political freedom, while the latter two are more sensitive to recent or short-term changes in media freedom and expression, making their differences more informative for tracking dynamics over time.

⁸For the cases that the 1-year government bond was not available, we use data on the 2-year bond instead.

⁹We prefer bank over country fixed effects because the latter would overlook the within-bank variation and would not capture the bank-specific factors that are more relevant to our model. At the same time, by including year fixed effects and macroeconomic control variables, we are controlling for time-varying shocks that affect all banks across countries, such as macroeconomic changes.

¹⁰Wasi et al. (2023) and Kladakis and Skouralis (forthcoming) show that both bank and sovereign credit rating downgrades increase systemic risk.

¹¹We have also employed commonly used accounting-based bank stability and risk measures such as the Z-Score, the equity ratio, the return on assets, the standard deviation of the return on assets, and the share of non-performing loans. However, these untabulated results are not robust across all model specifications.

¹²The regression using INDPROD employs a smaller sample due to limited data availability on industrial production.

¹³Based on the Democracy Index by the Economist Intelligence Unit (EIU). Flawed democracies are regimes that may have fair elections but weak governance, challenges in their political culture, weak protection of civil liberties, or problems with the functioning of government.

¹⁴We use the inverse of *PRESS FREEDOM* (i.e., absence of press freedom) so that the arguments follow the logic of NCA, that is, the absence of press freedom is a necessary condition for systemic risk.

References

- Acharya, V. V., L. H. Pedersen, T. Philippon, and M. Richardson. 2017. "Measuring Systemic Risk." *Review of Financial Studies* 30: 2–47. <https://doi.org/10.1093/rfs/hhw088>.
- Adrian, T., and K. M. Brunnermeier. 2016. "CoVaR." *American Economic Review* 106: 1705–1741. <https://doi.org/10.1257/aer.20120555>.
- Allen, L., T. G. Bali, and Y. Tang. 2012. "Does Systemic Risk in the Financial Sector Predict Future Economic Downturns?" *Review of Financial Studies* 25, no. 10: 3000–3036. <https://doi.org/10.1093/rfs/hhs094>.
- An, H., and T. Zhang. 2013. "Stock Price Synchronicity, Crash Risk, and Institutional Investors." *Journal of Corporate Finance* 21: 1–15. <https://doi.org/10.1016/j.jcorpfin.2013.01.001>.
- Anginer, D., A. Demircuc-Kunt, and M. Zhu. 2014. "How Does Competition Affect Bank Systemic Risk?" *Journal of Financial Intermediation* 23, no. 1: 1–26. <https://doi.org/10.1016/j.jfi.2013.11.001>.
- Asteriou, D., K. Pilbeam, and I. Tomuleasa. 2021. "The Impact of Corruption, Economic Freedom, Regulation and Transparency on Bank Profitability and Bank Stability: Evidence from the Eurozone Area."

- Journal of Economic Behavior and Organization* 184: 150–177. <https://doi.org/10.1016/j.jebo.2020.08.023>.
- Becchetti, L., and S. Manfredonia. 2022. “Media, Reputational Risk, and Bank Loan Contracting.” *Journal of Financial Stability* 60: 100990. <https://doi.org/10.1016/j.jfs.2022.100990>.
- Berger, A. N., S. D. Bonime, D. M. Covitz, and D. Hancock. 2000. “Why Are Bank Profits So Persistent? The Roles of Product Market Competition, Informational Opacity, and Regional/Macroeconomic Shocks.” *Journal of Banking and Finance* 24, no. 7: 1203–1235. [https://doi.org/10.1016/S0378-4266\(99\)00124-7](https://doi.org/10.1016/S0378-4266(99)00124-7).
- Berlinger, E., J. L. Keresztúri, Á. Lublóy, and Z. V. Tamásné. 2022. “Press Freedom and Operational Losses: The Monitoring Role of the media.” *Journal of International Financial Markets, Institutions and Money* 77: 101496. <https://doi.org/10.1016/j.intfin.2021.101496>.
- Besley, T., and A. Prat. 2006. “Handcuffs for the Grabbing Hand? Media Capture and Government Accountability.” *American Economic Review* 96, no. 3: 720–736. <https://doi.org/10.1257/aer.96.3.720>.
- Blau, B. M., T. J. Brough, and T. G. Griffith. 2017. “Bank Opacity and the Efficiency of Stock Prices.” *Journal of Banking and Finance* 76: 32–47. <https://doi.org/10.1016/j.jbankfin.2016.11.026>.
- Borio, C., and P. Lowe. 2002. “Assessing the Risk of Banking Crises.” *BIS Quarterly Review* 7, no. 1: 43–54.
- Brunetti, A., and B. Weder. 2003. “A Free Press Is Bad News for Corruption.” *Journal of Public Economics* 87, no. 7–8: 1801–1824. [https://doi.org/10.1016/S0047-2727\(01\)00186-4](https://doi.org/10.1016/S0047-2727(01)00186-4).
- Brunnermeier, M., S. Rother, and I. Schnabel. 2020. “Asset Price Bubbles and Systemic Risk.” *Review of Financial Studies* 33, no. 9: 4272–4317. <https://doi.org/10.1093/rfs/hhaa011>.
- Cao, J., and R. E. Juelsrud. 2022. “Opacity and Risk-Taking: Evidence from Norway.” *Journal of Banking and Finance* 134: 106010. <https://doi.org/10.1016/j.jbankfin.2020.106010>.
- Carlini, F., D. Cucinelli, D. Previtali, and M. G. Soana. 2020. “Don’t Talk Too Bad! Stock Market Reactions to Bank Corporate Governance News.” *Journal of Banking & Finance* 121: 105962. <https://doi.org/10.1016/j.jbankfin.2020.105962>.
- Cerutti, E., G. Hale, and C. Minoiu. 2015. “Financial Crises and the Composition of Cross-border Lending.” *Journal of International Money and Finance* 52: 60–81. <https://doi.org/10.1016/j.jimonfin.2014.11.013>.
- Chen, Y., C. A. Cheng, S. Li, and J. Zhao. 2021. “The Monitoring Role of the Media: Evidence from Earnings Management.” *Journal of Business Finance & Accounting* 48, no. 3–4: 533–563. <https://doi.org/10.1111/jbfa.12490>.
- Cole, J. R. 2017. “Academic Freedom as an Indicator of a Liberal Democracy.” *Globalizations* 14, no. 6: 862–868. <https://doi.org/10.1080/14747731.2017.1325169>.
- Core, J. E., W. Guay, and D. F. Larcker. 2008. “The Power of the Pen and Executive Compensation.” *Journal of Financial Economics* 88, no. 1: 1–25. <https://doi.org/10.1016/j.jfineco.2007.05.001>.
- Dang, T. L., M. Dang, L. Hoang, L. Nguyen, and H. L. Phan. 2020. “Media Coverage and Stock Price Synchronicity.” *International Review of Financial Analysis* 67: 101430. <https://doi.org/10.1016/j.irfa.2019.101430>.
- Dang, T. V., G. Gorton, B. Holmström, and G. Ordóñez. 2017. “Banks as Secret Keepers.” *American Economic Review* 107, no. 4: 1005–1029. <https://doi.org/10.1257/aer.20140782>.
- Davydov, D., S. Vähämaa, and S. Yasar. 2021. “Bank Liquidity Creation and Systemic Risk.” *Journal of Banking and Finance* 123: 106031. <https://doi.org/10.1016/j.jbankfin.2020.106031>.
- De Bandt, O., and P. Hartmann. 2002. “Systemic Risk: A Survey.” In *Financial Crisis, Contagion and the Lender of Last Resort*, edited by C. Goodhart and G. Illing, 249–297. Oxford University Press. <https://doi.org/10.1093/oso/9780199247202.003.0014>.
- De Jonghe, O., M. Diepstraten, and G. Schepens. 2015. “Banks’ Size, Scope and Systemic Risk: What Role for Conflicts of Interest?” *Journal of Banking and Finance* 61: S3–13. <https://doi.org/10.1016/j.jbankfin.2014.12.024>.
- Dul, J. 2016. “Necessary Condition Analysis (NCA).” *Organizational Research Methods* 19, no. 1: 10–52. <https://doi.org/10.1177/1094428115584005>.
- Dul, J. 2021. *Advances in Necessary Condition Analysis, Version 0.1: Online Book*. NCA. https://bookdown.org/ncabook/advanced_nca2/.
- Dungey, M., T. Flavin, T. O’Connor, and M. Wosser. 2022. “Non-Financial Corporations and Systemic Risk.” *Journal of Corporate Finance* 72: 102129. <https://doi.org/10.1016/j.jcorpfin.2021.102129>.
- Dyck, A., A. Morse, and L. Zingales. 2010. “Who Blows the Whistle on Corporate Fraud?” *Journal of Finance* 65, no. 6: 2213–2253. <https://doi.org/10.1111/j.1540-6261.2010.01614.x>.
- Dyck, A., N. Volchkova, and L. Zingales. 2008. “The Corporate Governance Role of the Media: Evidence from Russia.” *Journal of Finance* 63, no. 3: 1093–1135. <https://doi.org/10.1111/j.1540-6261.2008.01353.x>.
- El Ghouli, S., O. Guedhami, R. Nash, and A. Patel. 2019. “New Evidence on the Role of the media in Corporate Social Responsibility.” *Journal of Business Ethics* 154: 1051–1079. <https://doi.org/10.1007/s10551-016-3354-9>.
- Eun, C. S., L. Wang, and S. C. Xiao. 2015. “Culture and R2.” *Journal of Financial Economics* 115, no. 2: 283–303. <https://doi.org/10.1016/j.jfineco.2014.09.003>.
- Fang, L., and J. Peress. 2009. “Media Coverage and the Cross-Section of Stock Returns.” *Journal of Finance* 64, no. 5: 2023–2052. <https://doi.org/10.1111/j.1540-6261.2009.01493.x>.
- Fosu, S., C. G. Ntim, W. Coffie, and V. Murinde. 2017. “Bank Opacity and Risk-Taking: Evidence from Analysts’ Forecasts.” *Journal of Financial Stability* 33: 81–95. <https://doi.org/10.1016/j.jfs.2017.10.009>.
- Gao, J., H. Wu, J. You, and M. Smith. Early View. “Green Media Coverage and Corporate Green Innovation.” *Journal of Business Finance & Accounting*. <https://doi.org/10.1111/jbfa.12802>.
- Giglio, S., B. Kelly, and S. Pruitt. 2016. “Systemic Risk and the Macroeconomy: An Empirical Evaluation.” *Journal of Financial Economics* 119, no. 3: 457–471. <https://doi.org/10.1016/j.jfineco.2016.01.010>.
- Goertz, G. 2017. *Multimethod Research, Causal Mechanisms, and Case Studies: An Integrated Approach*. Princeton University Press.
- Holliyer, J. R., B. P. Rosendorff, and J. R. Vreeland. 2011. “Democracy and Transparency.” *Journal of Politics* 73, no. 4: 1191–1205. <https://doi.org/10.1017/S0022381611000880>.
- Huang, R., and L. Ratnovski. 2011. “The Dark Side of Bank Wholesale Funding.” *Journal of Financial Intermediation* 20: 248–263. <https://doi.org/10.1016/j.jfi.2010.06.003>.
- Hutton, A. P., A. J. Marcus, and H. Tehranian. 2009. “Opaque Financial Reports, R2, and Crash Risk.” *Journal of Financial Economics* 94, no. 1: 67–86. <https://doi.org/10.1016/j.jfineco.2008.10.003>.
- Jia, Z., D. Li, Y. Shi, and L. Xing. 2023. “Firm-Level media News, Bank Loans, and the Role of Institutional Environments.” *Journal of Corporate Finance* 83: 102491. <https://doi.org/10.1016/j.jcorpfin.2023.102491>.
- Jin, L., and S. C. Myers. 2006. “R² around the World: New Theory and New Tests.” *Journal of Financial Economics* 79, no. 2: 257–292. <https://doi.org/10.1016/j.jfineco.2004.11.003>.
- Joe, J. R., H. Louis, and D. Robinson. 2009. “Managers’ and Investors’ Responses to Media Exposure of Board Ineffectiveness.” *Journal of Financial and Quantitative Analysis* 44, no. 3: 579–605. <https://doi.org/10.1017/S0022109009990044>.
- Jungherr, J. 2018. “Bank Opacity and Financial Crises.” *Journal of Banking and Finance* 97: 157–176. <https://doi.org/10.1016/j.jbankfin.2018.09.022>.

- Kambhu, J., T. Schuermann, and K. J. Stiroh. 2007. "Hedge Funds, Financial Intermediation, and Systemic Risk." *Economic Policy Review* 13, no. 3: 1-18.
- Khalifa, M., A. Sheikhbaheai, and M. A. Sualihu. 2024. "The Power of the Business Media: Evidence From Firm-Level Productivity." *Journal of Business Finance & Accounting* 51, no. 1-2: 5-44. <https://doi.org/10.1111/jbfa.12698>.
- Khan, I. 2022. *A/HRC/50/29: Reinforcing Media Freedom and the Safety of Journalists in the Digital age—Report of the Special Rapporteur on the Promotion and Protection of the Right to Freedom of Opinion and Expression*. United Nations.
- Kim, J. B., Y. Li, and L. Zhang. 2011. "Corporate Tax Avoidance and Stock Price Crash Risk: Firm-Level Analysis." *Journal of Financial Economics* 100, no. 3: 639-662. <https://doi.org/10.1016/j.jfineco.2010.07.007>.
- Kim, J. B., H. Zhang, L. Li, and G. Tian. 2014. "Press Freedom, Externally-Generated Transparency, and Stock Price Informativeness: International Evidence." *Journal of Banking and Finance* 46: 299-310. <https://doi.org/10.1016/j.jbankfin.2014.05.023>.
- Kladakis, G., and A. Skouralis. 2024. "Credit Rating Downgrades and Systemic Risk." *Journal of International Financial Markets, Institutions and Money* 90: 101902. <https://doi.org/10.1016/j.intfin.2023.101902>.
- Kuhnen, C. M., and A. Niessen. 2012. "Public Opinion and Executive Compensation." *Management Science* 58, no. 7: 1249-1272. <https://doi.org/10.1287/mnsc.1110.1490>.
- Laeven, L., and R. Levine. 2009. "Bank Governance, Regulation and Risk Taking." *Journal of Financial Economics* 93, no. 2: 259-275. <https://doi.org/10.1016/j.jfineco.2008.09.003>.
- Leeson, P. T. 2008. "Media Freedom, Political Knowledge, and Participation." *Journal of Economic Perspectives* 22, no. 2: 155-169. <https://doi.org/10.1257/jep.22.2.155>.
- Livingston, M., J. Wei, and L. Zhou. 2010. "Moody's and S&P Ratings: Are They Equivalent? Conservative Ratings and Split Rated Bond Yields." *Journal of Money Credit and Banking* 42, no. 7: 1267-1293. <https://doi.org/10.1111/j.1538-4616.2010.00341.x>.
- Miller, G. S. 2006. "The Press as a Watchdog for Accounting Fraud." *Journal of Accounting Research* 44, no. 5: 1001-1033. <https://doi.org/10.1111/j.1475-679X.2006.00224.x>.
- Mishkin, F. S. 2009. "Is Monetary Policy Effective during Financial Crises?" *American Economic Review* 99, no. 2: 573-577. <https://doi.org/10.1257/aer.99.2.573>.
- Morris, S., and H. S. Shin. 2002. "Social Value of Public Information." *American Economic Review* 92, no. 5: 1521-1534. <https://doi.org/10.1257/000282802762024610>.
- Nguyen, J., A. Valadkhani, A. Nguyen, and A. Wake. 2021. "Press Freedom and the Global Economy: The Cost of Slipping Backwards." *Journalism Studies* 22, no. 4: 399-417. <https://doi.org/10.1080/1461670X.2021.1873822>.
- Nguyen, T. 2021. "Freedom of the Press and Corporate Misconduct." *Journal of Business Finance & Accounting* 48, no. 9-10: 1668-1710. <https://doi.org/10.1111/jbfa.12532>.
- Nisbet, E. C., and E. Stoycheff. 2013. "Let the People Speak: A Multilevel Model of Supply and Demand for Press Freedom." *Communication Research* 40, no. 5: 720-741. <https://doi.org/10.1177/00936502114291>.
- Pagano, M. S. 2008. "Credit, Cronyism, and Control: Evidence From the Americas." *Journal of International Money and Finance* 27, no. 3: 387-410. <https://doi.org/10.1016/j.jimonfin.2008.01.010>.
- Park, J. 2012. "Corruption, Soundness of the Banking Sector, and Economic Growth: A Cross-Country Study." *Journal of International Money and Finance* 31, no. 5: 907-929. <https://doi.org/10.1016/j.jimonfin.2011.07.007>.
- Richter, N. F., and S. Hauff. 2022. "Necessary Conditions in International Business Research—Advancing the Field with a New Perspective on Causality and Data Analysis." *Journal of World Business* 57, no. 5: 101310. <https://doi.org/10.1016/j.jwb.2022.101310>.
- Sato, Y. 2014. "Opacity in Financial Markets." *Review of Financial Studies* 27, no. 12: 3502-3546. <https://doi.org/10.1093/rfs/hhu047>.
- Semenova, M., V. Sokolov, and A. Benov. 2024. "Bank Runs and Media Freedom: What You Don't Know Won't Hurt You?" *Journal of Financial Stability* 74: 101323. <https://doi.org/10.1016/j.jfs.2024.101323>.
- Srivastav, A., and J. Hagendorff. 2016. "Corporate Governance and Bank Risk-taking." *Corporate Governance: An International Review* 24, no. 3: 334-345. <https://doi.org/10.1111/corg.12133>.
- Stier, S. 2015. "Democracy, Autocracy and the News: The Impact of Regime Type on Media Freedom." *Democratization* 22, no. 7: 1273-1295. <https://doi.org/10.1080/13510347.2014.964643>.
- Tetlock, P. C. 2007. "Giving Content to Investor Sentiment: The Role of Media in the Stock Market." *Journal of Finance* 62, no. 3: 1139-1168. <https://doi.org/10.1111/j.1540-6261.2007.01232.x>.
- Varotto, S., and L. Zhao. 2018. "Systemic Risk and Bank Size." *Journal of International Money and Finance* 82: 45-70. <https://doi.org/10.1016/j.jimonfin.2017.12.002>.
- Wasi, M. A., T. P. Pham, and R. Zurbrugg. 2023. "Bank Systemic Risk: An Analysis of the Sovereign Rating Ceiling Policy and Rating Downgrades." *Journal of Business Finance & Accounting* 50, no. 1-2: 411-440. <https://doi.org/10.1111/jbfa.12637>.
- Wisniewski, T. P., and B. Lambe. 2013. "The Role of Media in the Credit Crunch: The Case of the Banking Sector." *Journal of Economic Behavior & Organization* 85: 163-175. <https://doi.org/10.1016/j.jbankfin.2020.105962>.
- You, J., B. Zhang, and L. Zhang. 2018. "Who Captures the Power of the Pen?" *Review of Financial Studies* 31, no. 1: 43-96. <https://doi.org/10.1093/rfs/hhx055>.
- Yuan, K. 2005. "Asymmetric Price Movements and Borrowing Constraints: A Rational Expectations Equilibrium Model of Crises, Contagion, and Confusion." *Journal of Finance* 60, no. 1: 379-411. <https://doi.org/10.1111/j.1540-6261.2005.00733.x>.
- Zheng, Y. 2020. "Does Bank Opacity Affect Lending?" *Journal of Banking and Finance* 119: 105900. <https://doi.org/10.1016/j.jbankfin.2020.105900>.